

ME995-6

LITRES decimal point CONTROLLER

FEATURES

- * 3 Digit LED display
- * 4 x LED status indicators
- * Preact function and preset maximum limit
- * Missing pulse detection
- * Counts in 0.1 Litre increments upto 99.9
- * Optional PLC/ computer interface
- * Interchangeable with earlier ME188 models



The ME995-6 LITRES decimal point preset batch controller with new features complies with Quality Assurance requirements. It incorporates a standard preact (overflow deduct) feature and a contact drive LED indicator. With the ME995 series batch controller using the same 10 pin Weidmuller receptacle plug as the previous ME188-6, changeover and replacement is instant with no rewiring necessary. The ME995-6 controller can easily be interfaced with PLCs, thus incorporating its safety features and providing a backup batch facility or as a setpoint controller.

Batch quantities are easily selected using the 3 rotary selector switches. The batch operator can also visually refer to the numbered selector dials for the batch quantity selected. Command operations are by user-friendly toggle switches, and four LEDs indicate operational status conditions.

Batch counting and selection is in increments of 0.1Litres. The seven segment LEDs count upward, to a maximum of 99.9 litres. The batch controller operates from standard 220 - 260 vac (or optional 110 vac or 12 - 24 VDC) voltage supplies. Contact output drive is via one (or optional two) relays. Standard controllers are in panel mount form, or optionally can be housed in a metal housing box or IP65 ABS wall mount enclosure.

The ME995-6 controller is designed for compatibility with MES20, AMM and MM , 1 millilitre per 1 pulse output flowmeters. (1000ppl)

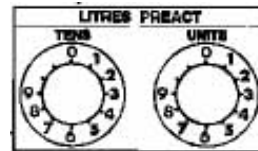
SAFETY FEATURES

- * CONTACT DRIVE (CD) LED indicates voltage contact output drive when pump or solenoid is activated.
- * FLOW (FL) LED monitors and indicates incoming pulses from field flowmeter, or if TEST is used.
- * PULSE FAIL (PF) LED activates if no pulses arrive within 1.5 seconds (variable) initial start time period, or if pulses are interrupted or intermittent during the batch cycle and fall below set (variable) pulse scanning time (typical 30Hz). Subsequently, automatic shutoff of voltage contract drive occurs.
- * LIMIT LED (LM) illuminates if the batch cycle reaches the locked internal limit maximum, or if circuit diagnostics detect an internal chip problem. Subsequently, automatic shutoff of voltage contract drive occurs.
- * Internal audible ALARM sounds momentarily during completion of batch cycle, and continuously if PULSE FAIL or LIMIT LEDs are activated, or if overflow runs 1litre (variable) past the selected batch quantity.

Warning: if CONTACT or FLOW LED indicators are on, but controller not counting, discontinue use and call for service.

- * To operate, push each of the toggle switches ON-OFF, START-STOP and TEST-RESET to the desired function.
- * Switch the power ON to unit. Select required batch quantity using rotary number dial selector switches.
- * RESET unit. The LED displays zero, all LED indicators and alarm sounds turn off. The unit is ready for batching.
- * START unit; voltage contact drive activates. CONTACT DRIVE LED illuminates indicating pump or solenoid are energised, followed by FLOW LED illuminating, indicating pulsing and operation of flowmeter. The digits begin counting upward towards the selected batch quantity.
- * Upon digits reaching the selected batch quantity, the alarm sounds (short beep) indicating completion of batch; CONTACT Drive and FLOW LEDs turn off. LED display digits and selected batch quantity should correspond. If digits overshoot target, use PRACT (inflight, freefall) overflow deduct dials (located at rear of controller unit) to scale back the difference.
- * To interrupt unit before completion of batch, push STOP toggle; digit counting then stops. Push START toggle to resume batch.
- * TEST toggle is used to test digit counting, switch contacts, alarm conditions or generate output pulses for computer interfacing. Test does not activate pump or solenoid.

PRACT: Calibrating inflight overflow deduct is via two rotary knobs marked "tens" and "units" of 0.1 litre increments located at rear. Simply set to same reading as the overflow value indicated by the LED display (which is a true indication of the overflow quantity).



SPECIFICATIONS

Output to flowmeter	12 VDC , up to 100mA.	Power supply	220-260 vac, 50-60Hz (optional 24vac, 110 vac or 12-24 VDC).
Mounting	Panel mount.	Batch selection	Visual rotary select switches.
Relay outputs	Maximum 240 vac, 30 VDC, 1 Amp. (or open contact with –OC option)	Batch commands	Push toggle switches.
Frequency input	5 KHz Maximum, NPN input. (fixed for 1ml./1pulse flowmeter only)	Instrument housing	ABS hi-impact mould.
Display	3 digits, 7 segment LED (14mm High).	External dimensions	206 L, 130 H, 95 D mm.
Connection	10-pin mating plug/socket.	Panel cutout	190 L, 122 H mm.
Fuse	1 Amp (5 x 20mm case).	Weight	1 kg.

- OPTIONS:**
- Your company name branded on face
 - PLC/computer interface options
 - Pulse output and alarm output options
 - Other control output options
 - Housing enclosures

Due to continuous product development, specifications are subject to change without notice.






ME995-6 Batch Controller, 240 vac supply and output, with 12 VDC power to flowmeter (standard).

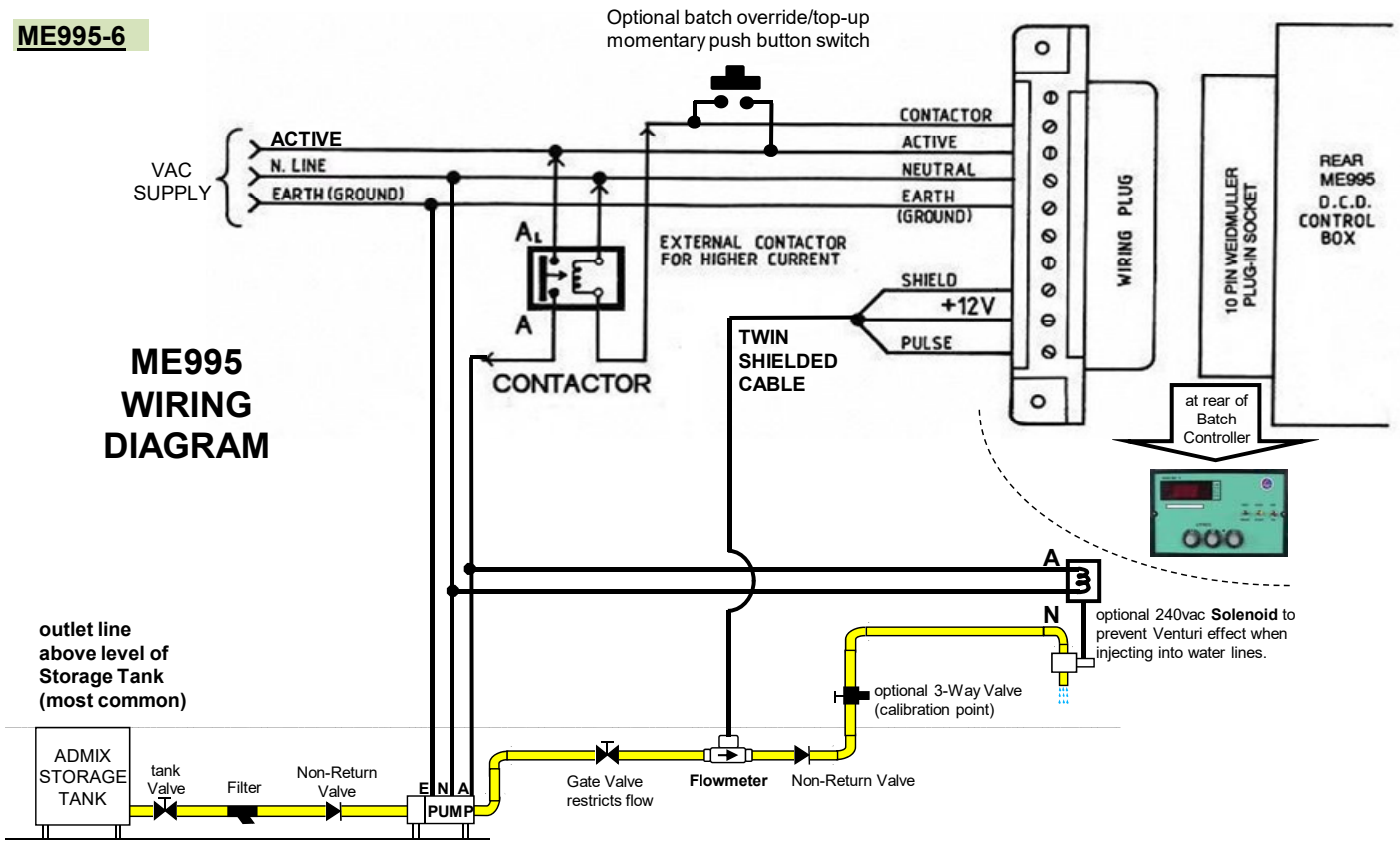
Options:

Code	Description	Code	Description
-DC-OC	12-24 VDC power supply input/output drive, with Open Contact output drive (5 A) which is via external voltages	-5P	5-pin computer interface plug (start, stop, reset, pulse,+12V) for use with ME5IC interface card for Jonel, COMMANDbatch etc PLCs.
-24VAC	24 vac powered and output.	-MC	4-pin PLC/Computer Command (Start/Stop/Reset) interface plug.
-110	110 vac powered and output.	-MC2	<ul style="list-style-type: none"> • 2-pin plug for scaled 4N33 open collector pulse output (1 pulse/ 0.1 Litre). • Includes 4-pin external command (Start/Stop/Reset) interface plug.
-Sn	Combined with MC2 or MC2-C, for 10, 20, 50 or 100 ml / pulse output (where 'n' is the pulse value required i.e. 10, 20, 50 or 100).	-MC2-C	Compubatch interface: 2-pin plug with OPTO 4N33 pulse output. Includes 4-pin external command (Start/Stop/Reset) plug.
-OC	Open Contact pump/valve output, for use with any driving voltage (maximum 5A current).	-SSRBC	External command: Start/Stop/Reset, for connection to HB2500-SSR housing box, or for remote control facility.
-A0	Contact output: alarm/batch-complete voltage relay or logic state	-S12	switch: two product changeover output drive. Allows 2 flowmeter-inputs/pump-drives.

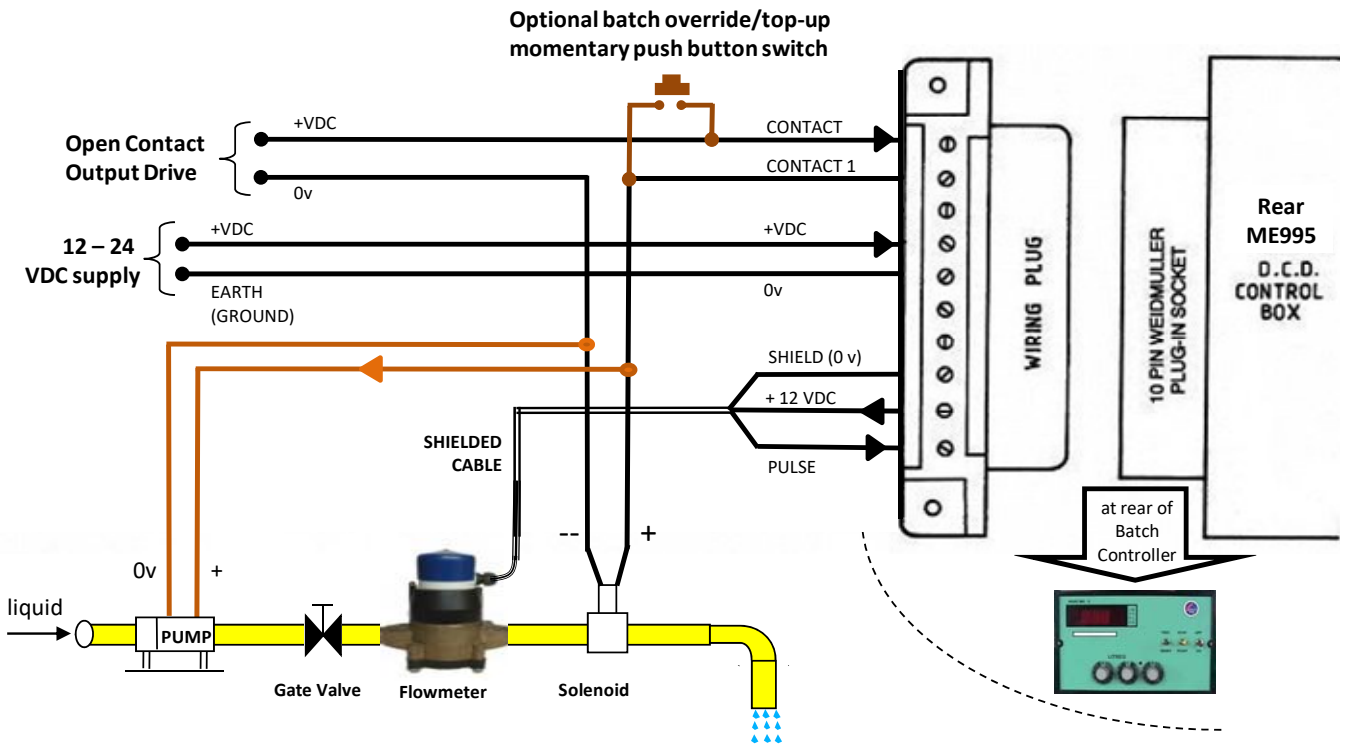
e.g. "ME995-6" is the standard Batch Controller, 240vac powered, without any of the options, whereas "ME995-6-MC2" is an ME995-6 Batch Controller with a scaled open collector pulse output, and a Start/Stop/Reset computer interface.

HOUSING ENCLOSURES

SHB	Single enclosure. Powder coated metal.		
SHB1	Single enclosure. Powder coated metal. Wired with 240vac contactor (for 1 hp pump), plug-in 240 vac pump outlet and plug.	SHB	SHB1
SHB1-T	as for SHB1 above, but with terminal wiring entry connection instead of 240vac pump outlet		
DHB	Dual enclosure. Powder coated metal.		
DHB2	Dual enclosure. Powder coated metal. Wired with 2x 240vac contactors, 2x pump outlets, and 2x plugs for Batch Controllers.	DHB	DHB2
DHB2-T	as for DHB2, but with terminal wiring entry connections (instead of mains lead and pump outlets).		
HB2510	IP65 waterproof single enclosure.		<i>HB2510-SSR IP65 enclosure shown with ME3000 Batch Controller</i>
-SSR	External commands: Start/Stop/Reset. IP65 rated (option fitted to HB2510).		



Standard AC Wiring for Pump and optional Solenoid



Wiring for DC-powered Batch Controller with DC Open Contact Output Drive to Pump and/or Solenoid

NOTE: if current draw of solenoid is > 0.5 Amps, or if using a pump, then install a contactor